

ANNUAL STATISTICAL BULLETIN

JANUARY—DECEMBER 2018

Market capitalization: 162.169.162.195

Turnover: 10.414.067.246

Number of transactions: 23.932

MBI10: 3.469,03

↑18,95%

↑119,78%

↑47,48%

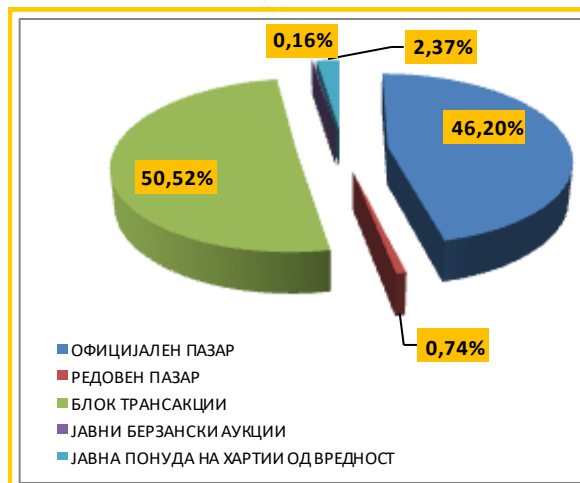
↑36,64%

BASIC INDICATORS

	January - December 2017	January - December 2018	% of change
TURNOVER (denars)			
TRADING IN BEST	2.907.809.921	4.889.152.889	68,14
Shares	2.728.863.225	4.358.179.597	59,71
Bonds	178.946.696	530.973.292	196,72
DAILY AVERAGE TURNOVER (denars)	11.917.254	19.794.141	66,10
DAILY AVERAGE NUMBER OF TRANSACTIONS	66	96	45,45
BLOCK TRANSACTIONS	1.817.744.356	5.261.265.006	189,44
PUBLIC AUCTIONS	12.890.642	17.004.352	31,91
PUBLIC OFFERING	0	246.645.000	-
TOTAL	4.738.444.919	10.414.067.246	119,78
NUMBER OF TRANSACTIONS			
TRADING IN BEST	16.045	23.716	47,81
BLOCK TRANSACTIONS	181	200	10,50
GOVERNMENT AUCTIONS	1	15	1.400,00
PUBLIC OFFERING	0	1	-
TOTAL	16.227	23.932	47,48
MARKET CAPITALIZATION (denars)			
MARKET CAPITALIZATION OF SHARES	136.338.756.413	162.169.162.195	18,95
LISTED SHARES	132.942.125.248	158.772.531.030	19,43
MARKET OF JOINT STOCK COMPANIES WITH SPECIAL REPORTING OBLIGATIONS	3.396.631.165	3.396.631.165	0,00
MARKET CAPITALIZATION OF BONDS	3.493.014.392	3.389.570.084	-2,96
TOTAL MARKET CAPITALIZATION	139.831.770.805	165.558.732.279	18,40
MBI10	2.538,86	3.469,03	36,64
OMB	128,57	131,31	2,13
NUMBER OF LISTED COMPANIES	107	105	-1,87
NUMBER OF TRADING DAYS	244	247	1,23

TURNOVER STRUCTURE

Market segment	Turnover (denars)	Turnover (euro)	%	Num. of trans.
OFFICIAL MARKET	4.811.637.944	78.226.166	46,20	23.549
REGULAR MARKET	77.514.945	1.260.489	0,74	167
BLOCK TRANSACTIONS	5.261.265.006	85.547.428	50,52	200
PUBLIC AUCTIONS	17.004.352	276.520	0,16	15
PUBLIC OFFERING	246.645.000	4.010.814	2,37	1
TOTAL	10.414.067.246	169.321.418	100,00	23.932



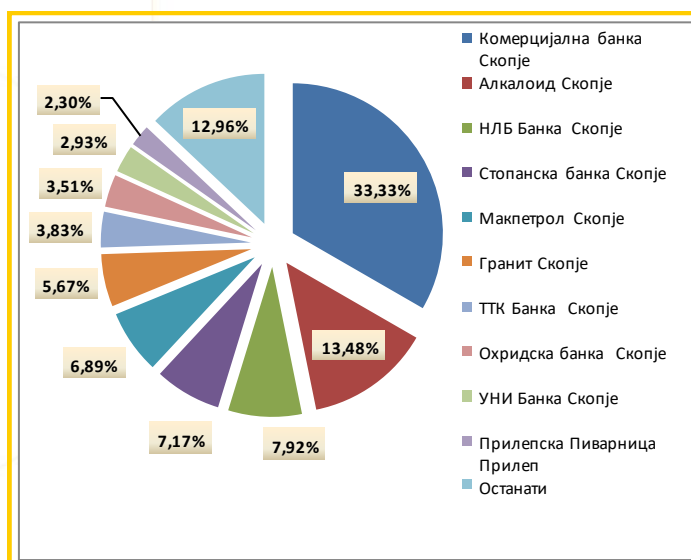
ANNUAL STATISTICAL BULLETIN

TURNOVER PER MONTHS

Month	Trading in BEST		Block transactions		Public auctions		Public offering		Total	
	Turnover MKD	%	Turnover MKD	%	Turnover MKD	%	Turnover MKD	%	Turnover MKD	%
January	445.485.319	9,11	119.758.628	2,28	0	0,00	0	0,00	565.243.947	5,43
February	319.400.934	6,53	38.184.787	0,73	0	0,00	0	0,00	357.585.721	3,43
March	350.909.997	7,18	3.130.550.358	59,50	0	0,00	0	0,00	3.481.460.355	33,43
April	399.793.604	8,18	185.923.088	3,53	1.398.179	8,22	0	0,00	587.114.872	5,64
May	416.590.612	8,52	444.361.461	8,45	0	0,00	0	0,00	860.952.073	8,27
June	772.230.430	15,79	201.223.233	3,82	3.174.500	18,67	0	0,00	976.628.164	9,38
July	385.880.968	7,89	526.381.420	10,00	0	0,00	0	0,00	912.262.388	8,76
August	252.634.347	5,17	216.175.566	4,11	0	0,00	0	0,00	468.809.913	4,50
September	353.818.953	7,24	129.702.164	2,47	0	0,00	0	0,00	483.521.117	4,64
October	568.838.626	11,63	133.845.900	2,54	12.431.673	73,11	0	0,00	715.116.199	6,87
November	327.722.888	6,70	28.477.778	0,54	0	0,00	0	0,00	356.200.666	3,42
December	295.846.210	6,05	106.680.622	2,03	0	0,00	246.645.000	100,00	649.171.832	6,23
Вкупно	4.889.152.889	100,00	5.261.265.006	100,00	17.004.352	100,00	246.645.000	100,00	10.414.067.246	100,00

10 MOST LIQUID SHARES (Official market)

Issuer	Average price (MKD)	Volume	Turnover in MKD	Numb. of transac.
Komercijalna banka Skopje	4.536,68	315.563	1.415.724.679	5.174
Alkaloid Skopje	8.050,33	71.014	572.696.677	2.151
NLB Banka Skopje	13.896,06	24.259	336.581.873	1.014
Stopanska banka Skopje	1.058,15	285.486	304.727.769	1.793
Makpetrol Skopje	39.385,76	7.143	292.520.939	1.436
Granit Skopje	806,91	295.997	240.921.091	1.736
TTK Banka Skopje	1.056,54	157.918	162.676.817	1.023
Ohridska banka Skopje	6.074,26	25.222	149.052.249	699
UNI Banka Skopje	2.257,59	56.048	124.392.256	830
Prilepska pivarnica Priliep	42.854,71	2.273	97.757.526	256
Rest		977.199	550.550.523	5.350
Total		2.218.122	4.247.602.399	21.462



TOP GAINERS / TOP LOSERS—OFFICIAL MARKET

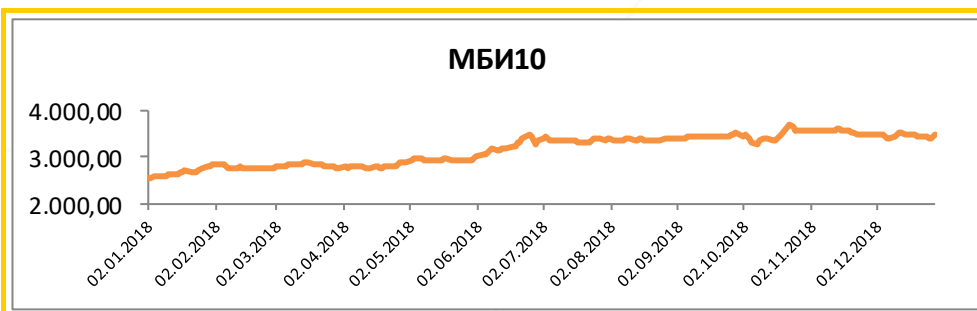
Issuer	Average price (MKD) 28.12.2017	Average price (MKD) 28.12.2018	% of change
TOP GAINERS			
Stokopromet Skopje	179,00	1.200,00	570,39
Skovin Skopje	201,00	500,00	148,76
Stopanska banka Skopje-preference shares	600,00	1.260,00	110,00
Mermeren kombinat Prilep	1.000,00	2.058,00	105,80
Komercijalna banka Skopje	2.758,15	5.050,40	83,11
TOP LOSERS			
Karpos Skopje	485,00	298,00	-38,56
Tehnometal Vardar Skopje	160,00	100,00	-37,50
Arcelormittal Skopje (HRM) Skopje	23,00	15,00	-34,78
FZC 11 Oktovri Kumanovo	1.144,00	893,00	-21,94
DS Smith AD Skopje	495,00	400,00	-19,19

ANNUAL STATISTICAL BULLETIN

MBI10

Value at 28.12.2018 3.469,03

MAX January-December(22.10)	3.687,76
MIN January-December (02.01)	2.544,35
% of change from 30.06.2018	4,09%
% of change from 31.12.2017	36,64%

All about MBI10 on: <http://www.mse.com.mk/Indicies.aspx?Index=MBI10>

TRADING WITH MBI10 LISTED COMPANIES

Issuer	Max. (MKD)	Min. (MKD)	Average price (MKD)	Volume	Turnover in MKD	Turnover in Eur	% in turnover	Numb. of transac.	Market capitalization (MKD)
Alkaloid AD Skopje	8.629,00	7.400,00	8.050,33	71.215	574.304.677	9.336.673	8,31	2.152	11.738.010.666
Granit AD Skopje	900,00	689,00	806,91	313.327	255.602.993	4.155.941	3,70	1.743	2.458.575.861
Komercijalna banka AD Skopje	5.699,00	2.760,00	4.536,68	1.006.774	4.127.912.804	67.119.460	59,75	5.241	11.510.199.977
Makpetrol AD Skopje	52.399,00	27.500,00	39.385,76	14.557	605.805.979	9.850.345	8,77	1.447	5.337.616.805
Makedonijaturist AD Skopje	5.299,00	4.099,00	4.615,84	16.012	74.235.847	1.207.058	1,07	333	2.261.235.000
Stopanska banka AD Skopje	1.300,00	915,00	1.057,59	303.968	321.812.169	5.231.599	4,66	1.797	20.952.216.000
TTK banka AD Skopje	1.350,00	834,00	1.057,78	210.833	215.726.427	3.507.291	3,12	1.038	1.156.749.180
Makedonski Telekom AD Skopje	307,00	262,00	284,49	132.319	37.659.942	612.230	0,55	430	27.861.291.734
Ohridska banka AD Skopje	6.870,00	4.800,00	6.077,88	26.523	157.234.199	2.556.503	2,28	705	3.402.746.500
NLB banka AD Skopje	15.490,00	12.360,00	13.889,25	38.789	537.828.873	8.743.030	7,79	1.022	12.042.260.100
Total				2.134.317	6.908.123.910	112.320.130	100,00	15.908	98.720.901.822

MBI10 LISTED COMPANIES RATIOS

Issuer	P/E Ratio[1]	Dividend yield[2]	Average price 28.12.2018	Average price 29.12.2017	% of change
Alkaloid AD Skopje	14,50	3,29%	8.200,64	7.496,80	9,39
Granit AD Skopje	17,77	3,50%	800,48	771,80	3,72
Komercijalna banka AD Skopje	13,62	3,56%	5.050,40	2.758,15	83,11
Makpetrol AD Skopje	16,97	2,10%	47.495,30	27.500,00	72,71
Makedonijaturist AD Skopje	20,57	4,16%	5.000,00	4.099,26	21,97
Stopanska banka AD Skopje	10,25	9,75%	1.200,00	920,00	30,43
Stopanska banka AD Bitola	11,55	8,16%	1.274,11	840,00	51,68
Makedonski Telekom AD Skopje	20,18	6,32%	290,71	275,00	5,71
Ohridska banka AD Skopje	9,69	1,03%	6.590,00	4.800,00	37,29
NLB banka AD Skopje	5,67	4,41%	14.100,00	13.000,12	8,46

[1] Share price at last day of trading in currently month./ Earnings per share

[2]The ratios are calculated using the data from the last published Audited financial reports and last payed dividend.

FOREIGN INVESTORS IN MBI10 LISTED COMPANIES

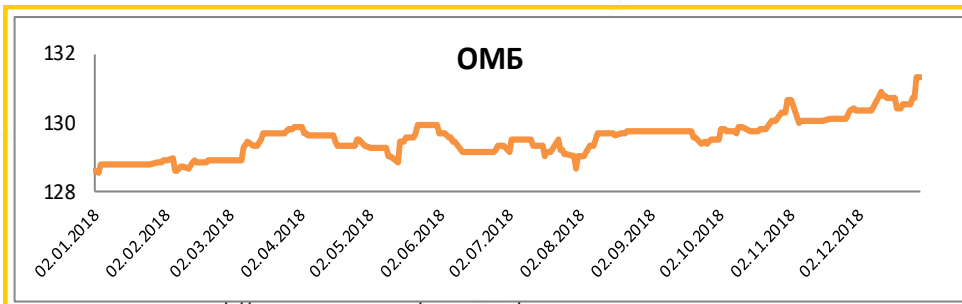
Issuer	I	II	III	IV	V	VI	VII	VIII	IX	X	XI	XII	Change XII2018/ XII2017
Alkaloid AD Skopje	6,35%	6,32%	6,31%	6,30%	5,80%	5,28%	5,45%	5,57%	5,59%	5,54%	5,54%	5,51%	-1,00%
Granit AD Skopje	9,17%	9,20%	9,17%	8,50%	8,28%	7,71%	7,58%	7,53%	7,33%	7,26%	7,25%	7,18%	-1,98%
Komercijalna banka AD Skopje	30,05%	29,90%	8,43%	7,91%	7,89%	7,28%	7,02%	6,89%	6,50%	6,25%	6,23%	6,19%	-24,02%
Makpetrol AD Skopje	5,05%	5,05%	5,12%	5,26%	5,06%	5,00%	2,12%	2,02%	1,92%	1,68%	1,63%	1,57%	-3,37%
Makedonijaturist AD Skopje	1,16%	1,16%	1,16%	1,16%	1,16%	1,16%	0,96%	0,88%	0,98%	0,95%	0,95%	0,95%	-0,23%
Stopanska banka AD Skopje	92,45%	92,45%	92,45%	92,46%	92,45%	92,44%	92,44%	92,44%	92,44%	92,44%	92,42%	92,41%	-0,05%
Stopanska banka AD Bitola	1,46%	1,46%	1,46%	1,44%	1,44%	1,44%	1,46%	1,47%	1,47%	1,47%	1,42%	1,38%	-0,09%
Makedonski Telekom AD Skopje	1,51%	1,50%	1,50%	1,50%	1,50%	1,50%	1,50%	1,50%	1,50%	1,50%	1,50%	1,50%	-0,01%
Ohridska banka AD Skopje	72,37%	76,50%	76,44%	75,98%	75,91%	75,98%	76,02%	76,02%	76,07%	76,05%	76,04%	76,02%	3,32%
NLB banka AD Skopje	89,69%	89,27%	89,22%	89,23%	89,24%	89,19%	89,15%	89,16%	89,07%	88,98%	88,98%	88,94%	-0,85%

Data as last day of trading in currently month according to the Central Securities Depository, regarding the participation of the foreign investors in the number of shares.

ANNUAL STATISTICAL BULLETIN

OMB

Value at	28.12.2018	131,31
MAX January-December(27.12)		131,31
MIN January-December(03.01)		128,55
% of change from 30.06.2018		1,54%
of change from 31.12.2017		2,13%



OVERVIEW OF THE TRADING WITH BONDS

	Max (%)	Min (%)	Last daily average price (%)	Last Trading day	Volume (NV in euro)	Turnover (NKD)	Turnover (EUR)	Yield to maturity*
Government bonds denationalization.(RMDEN08)	99,30	96,50	98,50	09.08.2018	17.525	1.063.553	17.295	-
Government bonds denationalization.(RMDEN09)	98,50	95,00	98,30	06.11.2018	102.172	6.152.228	100.045	3,89%
Government bonds denationalization.(RMDEN010)	98,60	95,30	97,40	06.11.2018	23.957	1.438.860	23.395	3,91%
Government bonds denationalization.(RMDEN011)	97,30	94,30	97,30	06.11.2018	13.107	782.243	12.714	3,15%
Government bonds denationalization.(RMDEN012)	97,30	94,00	97,30	14.12.2018	42.169	2.508.917	40.797	3,18%
Government bonds denationalization.(RMDEN013)	97,50	94,00	97,50	03.12.2018	62.990	3.726.726	60.580	2,91%
Government bonds denationalization.(RMDEN014)	97,60	94,00	97,60	28.11.2018	67.335	3.964.688	64.462	2,75%
Government bonds denationalization.(RMDEN015)	97,20	94,00	96,80	14.12.2018	80.675	4.751.377	77.256	2,88%
Government bonds denationalization.(RMDEN016)	97,70	92,50	97,50	27.12.2018	6.416.939	374.055.898	6.079.464	2,61%
Government bonds denationalization.(RMDEN017)	97,50	94,80	97,50	27.12.2018	2.144.564	126.380.261	2.055.177	2,57%

*The model for calculation of yield to maturity is adapted to the characteristics of the bonds. Calculation date is 28.12.2018, using the last average price of the bonds.

FOREIGN AND DOMESTIC INVESTORS IN THE TOTAL TURNOVER

	I	II	III	IV	V	VI	VII	VIII	IX	X	XI	XII
Buying Foreign private investors	0,98%	1,26%	0,12%	1,41%	0,66%	1,11%	1,26%	1,31%	1,30%	0,87%	0,50%	0,32%
Buying Foreign Legal investors	0,90%	0,22%	34,61%	0,97%	0,00%	4,06%	0,99%	0,24%	2,94%	0,32%	0,08%	38,17%
TOTAL	1,88%	1,47%	34,73%	2,38%	0,66%	5,17%	2,25%	1,55%	4,24%	1,20%	0,58%	38,49%
Buying Domestic private investors	44,91%	55,64%	8,17%	63,22%	44,96%	45,88%	21,70%	52,95%	54,10%	51,07%	59,89%	34,55%
Buying Domestic Legal investors	53,21%	42,89%	57,10%	34,40%	54,37%	48,95%	76,05%	45,51%	41,66%	47,73%	39,53%	26,96%
TOTAL	98,12%	98,53%	65,27%	97,62%	99,34%	94,83%	97,75%	98,45%	95,76%	98,80%	99,42%	61,51%
Selling Foreign private investors	1,53%	1,45%	1,04%	2,56%	1,57%	3,64%	2,20%	2,98%	1,64%	1,61%	2,32%	1,34%
Selling Foreign Legal investors	9,20%	16,27%	69,70%	24,76%	8,01%	24,36%	19,66%	3,37%	15,47%	9,38%	3,38%	2,12%
TOTAL	10,73%	17,72%	70,74%	27,32%	9,58%	28,00%	21,86%	6,35%	17,11%	10,99%	5,70%	3,46%
Selling Domestic private investors	56,12%	51,51%	9,59%	49,60%	50,11%	55,99%	56,45%	60,61%	49,15%	59,57%	67,54%	47,66%
Selling Domestic Legal investors	33,15%	30,78%	19,67%	23,08%	40,31%	16,02%	21,69%	33,04%	33,74%	29,44%	26,76%	48,88%
TOTAL	89,27%	82,28%	29,26%	72,68%	90,42%	72,00%	78,14%	93,65%	82,89%	89,01%	94,30%	96,54%

Data as last day of trading in currently month according to the Central Securities Depository, regarding the participation of the foreign and domestic investors in the total turnover.

*



ANNUAL STATISTICAL BULLETIN

LISTED COMPANIES

Issuer	Nominal value	Number of Outstanding shares	Max. price	Min. price	Average price	Num. of trades	Turnover (MKD)	Turnover (EUR)	Market capitalization (MKD)
Komercijalna banka Skopje	1000.00 MKD	2.279.067	5.699,00	2.760,00	4.536,68	5.241	4.127.912.804	67.119.460	11.510.199.977
Makpetrol Skopje	511.29 EUR	112.382	52.399,00	27.500,00	39.385,76	1.447	605.805.979	9.850.345	5.337.616.805
Alkaloid Skopje	25.56 EUR	1.431.353	8.629,00	7.400,00	8.050,33	2.152	574.304.677	9.336.673	11.738.010.666
NLB Banka AD Skopje	1000.00 MKD	854.061	15.490,00	12.360,00	13.889,25	1.022	537.828.873	8.743.030	12.042.260.100
Stopanska banka Skopje	201.10 MKD	17.460.180	1.300,00	915,00	1.057,59	1.797	321.812.169	5.231.599	20.952.216.000
Granit Skopje	5.00 EUR	3.071.377	900,00	689,00	806,91	1.743	255.602.993	4.155.941	2.458.575.861
TTK Banka AD Skopje	1000.00 MKD	907.888	1.350,00	834,00	1.057,78	1.038	215.726.427	3.507.291	1.156.749.180
Stopanska banka Bitola	3000.00 MKD	390.977	2.700,00	1.763,00	2.095,01	264	195.650.568	3.181.610	836.690.780
Ohridska banka AD Skopje	2650.00 MKD	516.350	6.870,00	4.800,00	6.077,88	705	157.234.199	2.556.503	3.402.746.500
UNI Banka Skopje	1000.00 MKD	545.987	2.650,00	1.900,00	2.257,59	836	135.212.336	2.197.914	1.146.572.700
Prilepska Pivarnica Prilep	125.00 EUR	39.918	48.350,00	37.000,00	42.854,71	257	98.800.276	1.606.495	1.837.026.360
ZK Pelagonija Bitola	70.21 EUR	202.891	2.950,00	2.350,00	2.824,54	99	84.533.409	1.374.578	476.793.850
Makedonijaturist Skopje	25.56 EUR	452.247	5.299,00	4.099,00	4.615,84	333	74.235.847	1.207.058	2.261.235.000
Feršped Skopje	37400.00 MKD	18.113	70.000,00	53.640,00	60.151,84	114	71.485.388	1.162.358	1.229.872.700
Stopanska banka Skopje-preference shares	400.00 MKD	227.444	1.427,00	600,00	1.008,91	665	64.462.738	1.048.206	286.579.440
Mermeren kombinat Prilep	1.00 EUR	4.686.858	2.200,00	800,00	1.689,76	35	47.441.093	771.473	9.645.553.764
Teteks Tetovo	50.40 EUR	414.171	2.500,00	1.906,00	2.208,61	251	46.226.280	751.528	950.510.020
Toplifikacija Skopje (delisted 26.11.2018)	51.13 EUR	450.000	2.279,00	750,00	1.454,88	576	40.740.793	662.080	-
OKTA Skopje	51.12 EUR	846.360	5.559,00	3.000,00	4.147,53	386	38.809.736	630.984	3.393.057.240
Makedonski Telekom Skopje	100.00 MKD	95.838.780	307,00	262,00	284,49	430	37.659.942	612.230	27.861.291.734
Makstil Skopje	5.11 EUR	14.622.943	168,00	114,00	135,49	716	35.473.771	576.735	1.667.015.502
Rade Končar Skopje	25.00 EUR	206.230	1.816,00	1.470,00	1.689,12	24	28.957.108	470.885	371.420.230
Skopski Pazar Skopje	51.13 EUR	70.937	16.818,00	15.937,00	16.692,14	7	27.519.228	447.470	1.193.018.466
Vinarska vizba Tikveš Skopje	51.13 EUR	270.450	6.000,00	2.797,00	4.374,33	161	25.840.345	420.116	1.300.323.600
Makošped Skopje	1000.00 MKD	788.424	249,00	152,00	198,41	91	23.626.301	384.051	126.936.264
Replek Skopje	562.42 EUR	25.920	71.000,00	54.800,00	63.563,95	113	21.917.785	356.319	1.815.436.800
Beton Skopje	25.00 EUR	54.562	11.000,00	7.663,00	9.540,75	214	17.482.400	284.214	491.058.000
RŽ Usługi Skopje	5.11 EUR	1.571.668	154,00	103,00	127,42	352	16.686.386	271.260	169.740.144
FZC 11 Oktomvri Kumanovo	51.13 EUR	491.000	1.100,00	847,00	982,90	172	16.554.163	269.158	438.463.000
Beton Štip	25.00 EUR	41.804	1.886,00	1.600,00	1.828,80	16	16.470.134	267.773	78.842.344
Cementarnica USJE Skopje	3100.00 MKD	563.784	25.500,00	22.000,00	23.594,05	86	14.613.904	237.631	12.967.032.000
Evropa Skopje	51.13 EUR	255.583	3.276,00	2.716,00	2.935,17	6	11.827.575	192.330	837.289.908
Nova stokovna kukja Strumica	1000.00 EUR	1.249	61.500,00	61.500,00	61.500,00	3	9.963.000	161.998	76.813.500
Hoteli Metropol Ohrid	5.00 EUR	1.035.000	389,00	255,00	306,26	109	6.493.163	105.580	372.600.000
Arcelormittal Skopje (CRM) Skopje	5.11 EUR	32.950.713	83,00	40,00	57,76	166	5.818.821	94.574	2.211.981.364
Pekabesko AD Kadino, Ilinden	46.00 EUR	32.450	15.500,00	11.000,00	13.563,79	46	5.611.764	91.247	457.545.000
Slavej Skopje	50.00 EUR	20.485	6.100,00	3.600,00	3.850,00	19	5.104.900	82.888	73.746.000
Automakedonija Skopje	44.48 EUR	82.529	1.901,00	1.650,00	1.785,36	35	4.102.008	66.695	148.552.200
Žito Luks Skopje	35.79 EUR	819.238	281,00	160,00	221,23	94	3.675.693	59.753	188.424.740
Triglav osiguranje Skopje	50.00 EUR	60.184	14.640,00	13.580,00	14.377,14	9	3.650.690	59.337	881.093.760
Fustelarko Borec Bitola	37.65 EUR	71.709	1.400,00	900,00	1.224,75	12	3.595.194	58.465	100.392.600
Osiguranje Makedonija AD Skopje - Viena Inšurens Grup	20.08 EUR	717.462	1.590,00	1.400,00	1.524,09	27	2.643.479	42.987	1.112.066.100
Vitaminka Prilep	52.78 EUR	76.720	9.702,00	7.562,00	8.549,55	22	2.307.602	37.521	723.546.320
Ading Skopje	9.98 EUR	386.400	700,00	490,00	579,53	17	2.135.250	34.718	255.024.000
MZT Pumpi Skopje	51.00 EUR	64.059	608,00	590,00	595,71	47	1.470.429	23.911	38.883.813
Oilko KDA Skopje	6000.00 MKD	250.923	6.000,00	6.000,00	6.000,00	12	1.296.000	21.068	1.505.538.000
Geras Cunev trgovija Strumica	15.00 EUR	67.992	500,00	500,00	500,00	3	1.168.500	19.002	34.338.000
Geras Cunev konfekcija Strumica	15.00 EUR	68.676	500,00	500,00	500,00	3	1.113.000	18.100	33.996.000
Veteks Veles	51.13 EUR	30.048	945,00	945,00	945,00	4	1.106.035	17.986	28.395.360
Other listed shares on Official Market with turnover less than 1 mill. MKD						238	7.152.704	116.271	10.549.459.340
Total						22.215	8.056.863.859	130.997.398	158.772.531.030

ANNUAL STATISTICAL BULLETIN

TURNOVER PER MEMBERS / in denars*

Member	Member	Trading in BEST	% in BEST	Block transaction	% Block	Government auctions	% Government auctions	Public offering	% Public offering	Total
Komercijalna banka AD Skopje	KB	1.442.894.847	14,76	5.607.883.766	53,29	134.713	0,79	0	0,00	7.050.913.326
ILIRIKA INVESTMENTS AD Skopje	IL	2.706.675.424	27,68	538.254.092	5,12	5.436.442	31,97	493.290.000	100,00	3.743.655.958
NLB Banka AD Skopje	TN	931.200.272	9,52	2.693.056.143	25,59	7.481.689	44,00	0	0,00	3.631.738.104
Eurohaus AD Skopje	EH	1.475.698.346	15,09	1.266.116.132	12,03	962.983	5,66	0	0,00	2.742.777.461
INOVO BROKER AD Skopje	IN	533.311.798	5,45	266.317.688	2,53	9.825	0,06	0	0,00	799.639.311
TTK Banka Skopje	TK	608.924.629	6,23	90.704.050	0,86	0	0,00	0	0,00	699.628.679
Sparkase Banka Makedonija AD Skopje	SP	641.527.923	6,56	0	0,00	0	0,00	0	0,00	641.527.923
INVESTBROKER AD Skopje	MI	536.349.659	5,49	3.747.480	0,04	0	0,00	0	0,00	540.097.139
Stopanska banka AD Skopje	SB	492.288.569	5,03	0	0,00	2.978.700	17,52	0	0,00	495.267.269
Eurostandard Banka AD Skopje	ES	265.607.082	2,72	13.124.760	0,12	0	0,00	0	0,00	278.731.842
Fersped Broker AD Skopje	FR	143.827.228	1,47	43.325.900	0,41	0	0,00	0	0,00	187.153.128
Total		9.778.305.777	100,00	10.522.530.012	100,00	17.004.352	100,00	493.290.000	100,00	20.811.130.141

*Turnover via BEST system and turnover in block trades is calculated on the basis of double counting, in order to include the executed cross trades by the MSE members in the structure of the overall MSE turnover. As since July 13, during the government auctions on the selling side there is no brokers (i.e. MSE performs this role), the turnover derived from government auctions is still calculated on the basis of single counting.

MEMBERS OF MACEDONIAN STOCK EXCHANGE

Member	Address	Tel/fax	E-mail	Web page
Eurostandard banka AD Skopje	Nikola Kljusev br.2	3224300 ; 3140210; 3140211	broker@eurostandard.com.mk	www.eurostandard.com.mk
EUROHAUS AD Skopje	Bul. Sv. Kliment Ohridski br.52-a, vlez 1, kat 2, broj 5 , Skopje	02/ 3217-095; Факс: 02/3217-078;	s.stepanoski@eurohaus.com.mk	www.eurohaus.com.mk
ILIRIKA INVESTMENTS AD Skopje	Bul. Sv. Kliment Ohridski br.45, kat 1, lokal 8 , Skopje	02/3296-853, Fax ::02/3213-785 ;	info@ilirika.com.mk	www.ilirika.com.mk
INVESTBROKER AD Skopje	ul. Istarska br. 33, Skopje	02/3110-290; Fax ::02/3103-291;	invest-broker@investbroker.com.mk	www.investbroker.com.mk
INOVO BROKER AD Skopje	Bul.Teodosij Gologanov br.60/1-4, Skopje	02/3120-941 ; Fax ::02/3110-950 ;	office@innovobroker.com	www.innovobroker.com
KOMERCIJALNA BANKA AD Skopje-Direkcija za trguvanje so hartii od vrednost	Ul. Orce Nikolov br.3, Skopje	02/3247-440;Fax :: :02/3111-037	contact@kb.com.mk	www.kb.com.mk
NLB BANKA AD Skopje	Bul. Majka Tereza br.1, Skopje	02/5100-354; Fax :02/ 3296-219;	broker@tb.com.mk	www.nlbtb.com.mk
STOPANSKA BANKA AD Skopje-Direkcija za rabota so hartii od vrednost I broker-sko-posrednicki uslugi	bul.11 Oktomvri br.7, Skopje	02/3295-405, Fax ::3295-551 ;	broker@stb.com.mk	http:www.stb.com.mk
TTK BANKA AD Skopje-Oddel za rabota so hartii od vrednost	ul.Naroden front br.19 Skopje	02/ 3247-000 ; local 495, 496,497	ttkbroker@ttk.com.mk	www.ttk.com.mk
Sparkase Banka Makedonija AD Skopje	ul. Makedonija br.9-11, Skopje	02/3200-785; 02/3200-785;	broker.custody@sparkasse.mk	www.sparkasse.mk
FERSPED BROKER AD Skopje	ul. Makedonija br11A, Skopje	02/ 3219-333 ; Fax ::02/3219-477 ;	broker@fersped.com.mk	www.fersped.com.mk

